

2021 - 2022 ST. CLAIR COUNTY REPORT

High School & Middle School Substance Use and Mental Health

This report summarizes key findings from the 2021-2022 school-year for St. Clair County (SCC) Michigan Profile for Healthy Youth (MiPHY) survey for student drug and alcohol use, risks associated with use, drug and alcohol perceptions, and prevalence of mental health issues.



MOST SCC MIDDLE & HIGH SCHOOL STUDENTS ARE NOT USING DRUGS AND ALCOHOL

In the past 30 days:

- 1.4% of middle schoolers and 12.7% of high schoolers used alcohol
- 0.8% of middle schoolers and 6.8% of high schoolers had 5 or more drinks of alcohol within a couple hours
- 2.9% of middle schoolers and 13.5% of high schoolers used marijuana
- 0.5% of middle schoolers and 1.0% of high schoolers smoked cigarettes
- 7.1% of middle schoolers and 4.2% of high schoolers misused prescription drugs
- 8.2% of middle schoolers and 17.0% of high schoolers used vaping products

HIGH SCHOOL STUDENTS



Alcohol

2.5 in 20 SCC high school students drank alcohol in the past 30 days

Binge Drinking

1.4 in 20 SCC high school students drank alcohol in the past 30 days



Marijuana

2.7 in 20 SCC high school students used marijuana in the past 30 days

Cigarettes

0.2 in 20 SCC high school students smoked cigarettes in the past 30 days



Prescription Drugs

0.8 in 20 SCC high school students misused prescription drugs in the past 30 days

Vaping

3.4 in 20 SCC high school students used vaping products in the past 30 days



REPORT BACKGROUND

St. Clair County data was obtained from the 2021-2022 St. Clair County MiPHY, a student survey assessing 7th, 9th, and 11th graders' substance use, violence, physical activity, sexual behavior, and emotional health. The 2019-2020 PRIDE Survey and the 2019 Youth Risk Behavior Survey were used as a national comparisons.

YOUTH PERCEPTIONS

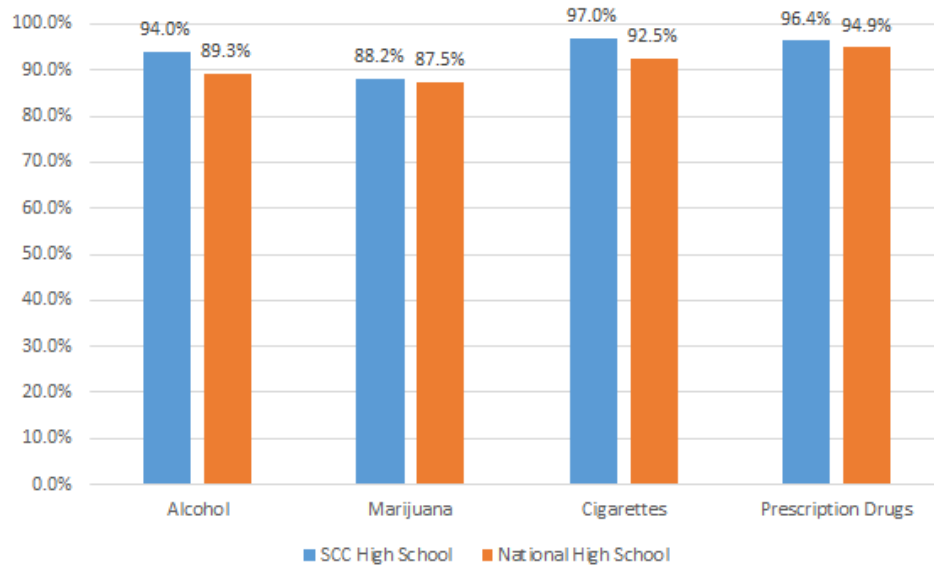
St. Clair County (SCC) students were asked to rate their friends' and parents' perception of teen drug and alcohol use on a scale ranging from not wrong to very wrong. Disapproval was categorized as responses including wrong and very wrong.

Generally, higher perceptions of disapproval resulted in lower use of substances. Among SCC high school students both parents' and friends' disapproval of alcohol, cigarettes, and misuse of prescription drugs was higher than the national rate. For marijuana use, parents' disapproval was higher than the national rate but friends' disapproval was not higher.

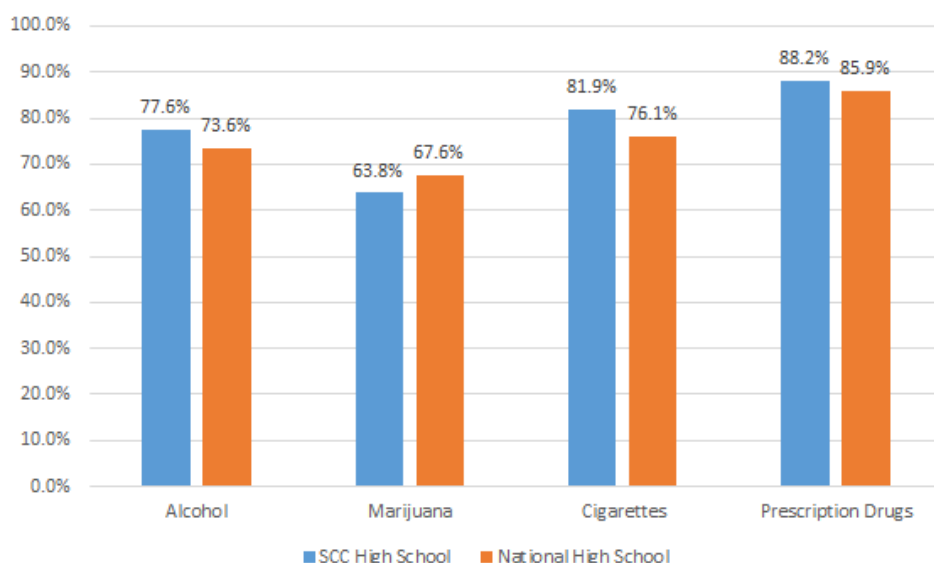


MOST YOUTH THINK PARENTS' AND FRIENDS' DISAPPROVE OF DRUG AND ALCOHOL USE.

Perception of Parents' Disapproval



Perception of Friends' Disapproval



MIDDLE SCHOOL STUDENTS



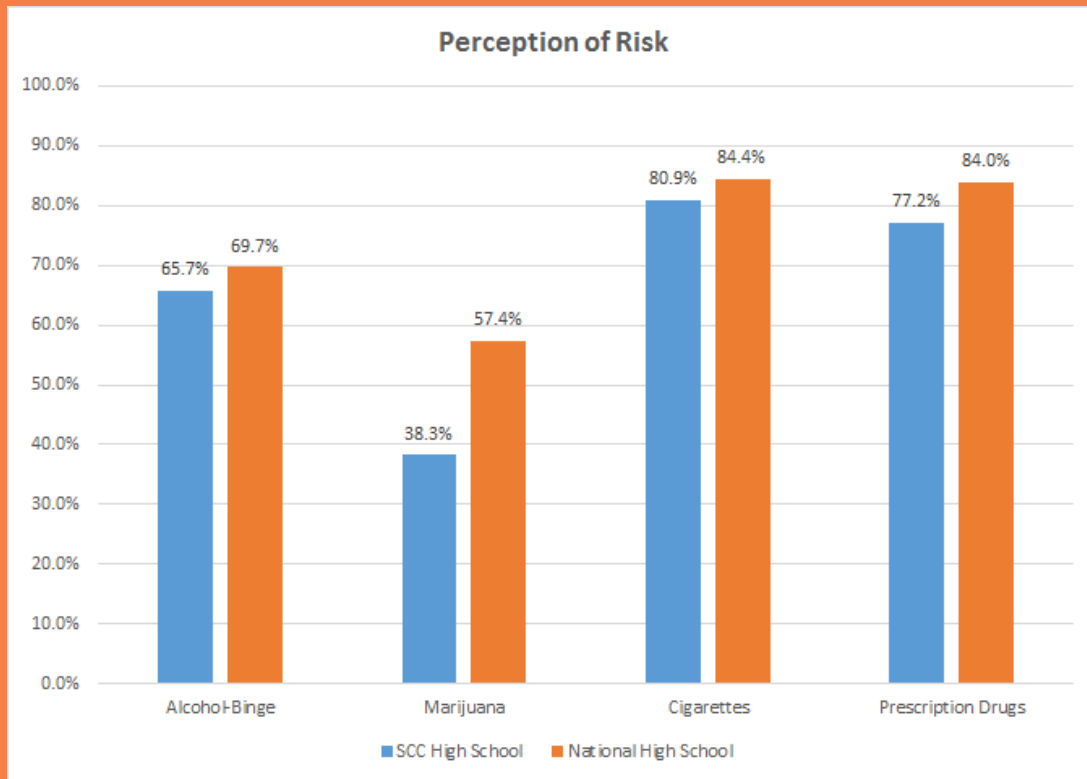
St. Clair County (SCC) Parents' and friends' disapproval for middle school students was higher than national perceptions for alcohol, marijuana, cigarettes, and misuse of prescription drugs.

SCC 7th grade students perceived parents' disapproval of alcohol, marijuana, cigarettes, and prescription drugs at 95.6% or higher, and friends' disapproval at 87.6% or higher.

SOURCE:
2019-2020 PRIDE Survey was used as the national comparison.

PERCEPTION OF RISK

St. Clair County youth were asked about their perception of drug and alcohol risk of harm on a scale ranging from no risk to great risk. Perception of a substance as being risky was categorized as such based on selections of moderate risk to great risk. Higher perceptions of risk generally resulted in lower use of substances.



MOST YOUTH THINK THE RISK ASSOCIATED WITH ALCOHOL, CIGARETTES, AND PRESCRIPTION DRUG MISUSE WAS OF MODERATE TO GREAT RISK.

SOURCE: 2019-2020 PRIDE Survey was used as the national comparison.



SCC YOUTH PERCEPTIONS OF RISK WERE **HIGHER** THAN NATIONAL PERCEPTIONS FOR ALCOHOL, CIGARETTES, AND MISUSE OF PRESCRIPTION DRUGS.

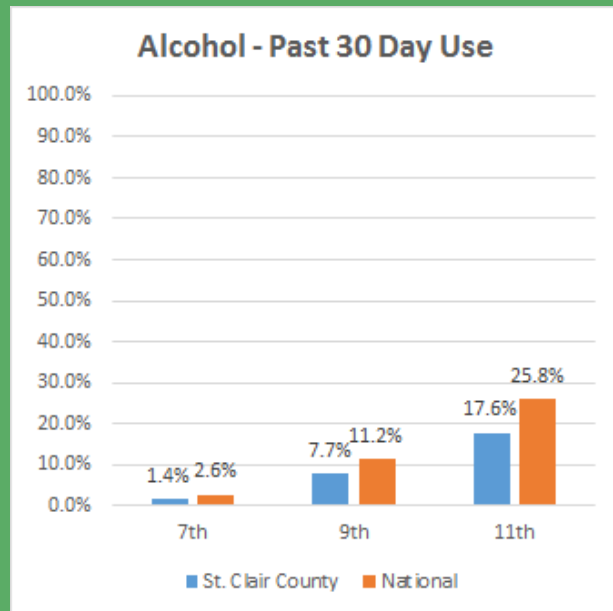
SCC YOUTH PERCEPTIONS OF RISK WAS **LOWER** THAN THE NATIONAL PERCEPTIONS FOR MARIJUANA.



PAST 30 DAY USE

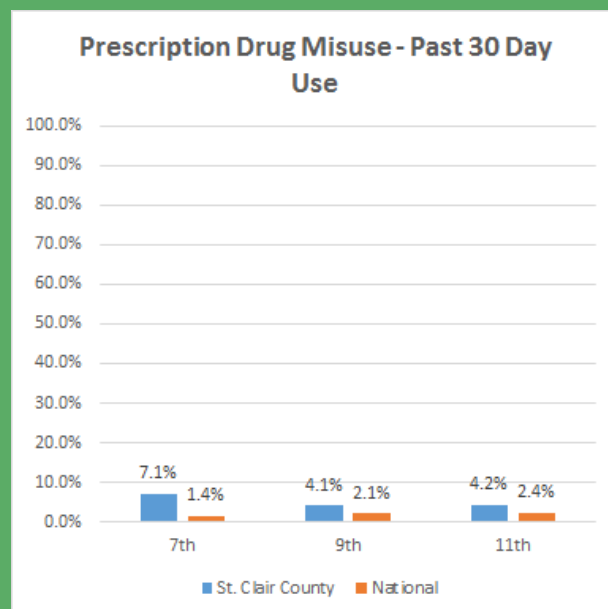
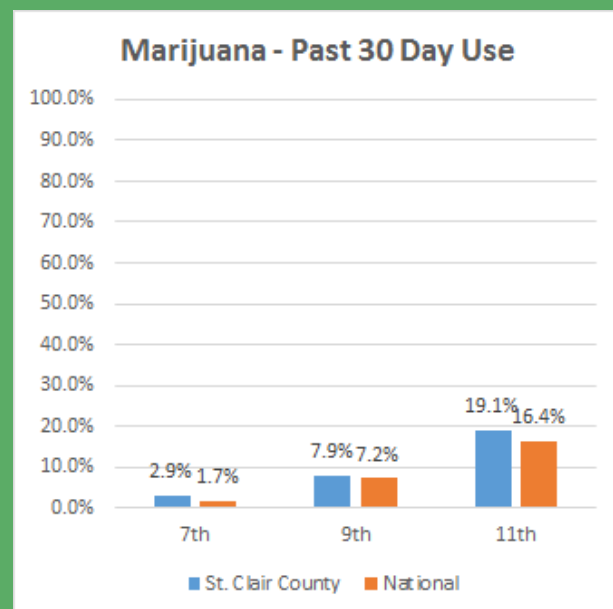
The graphs below depict past 30 day use of alcohol, marijuana, and prescription drugs for St. Clair County (SCC) 7th, 9th, and 11th grade students and the national rate.

STUDENTS IN GRADES: 7TH, 9TH AND 11TH



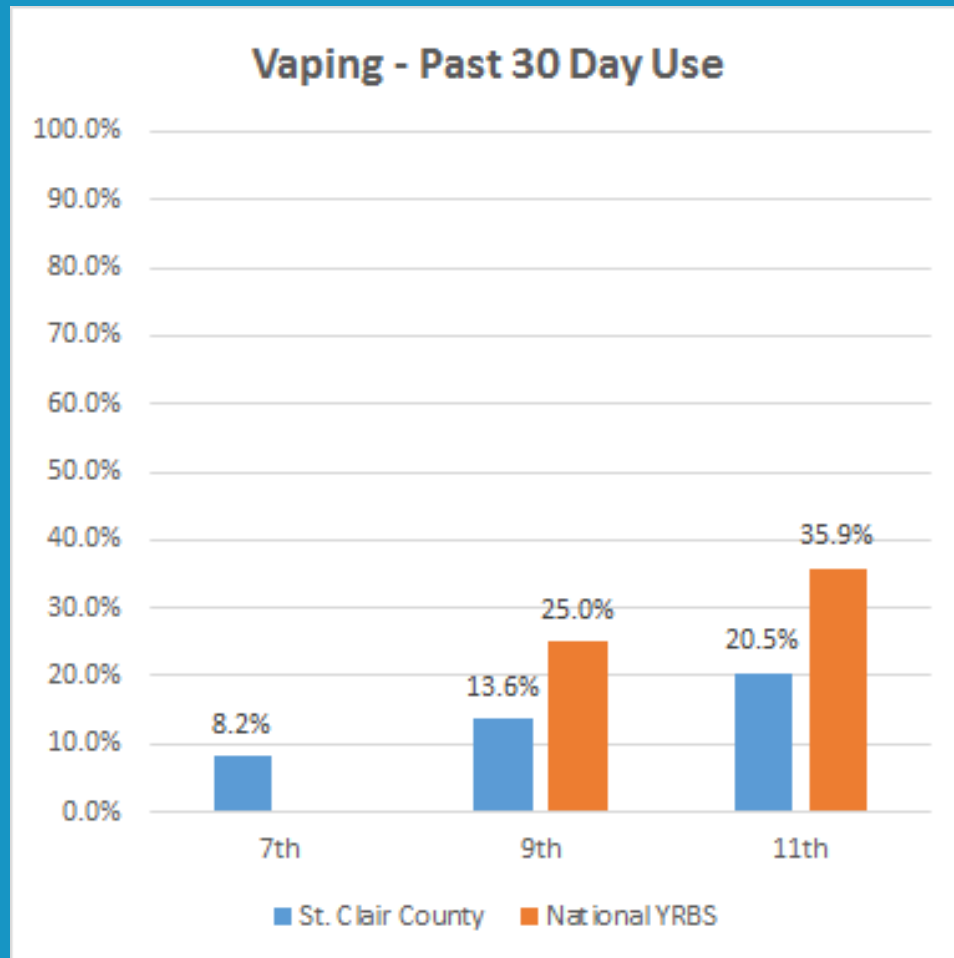
- Past 30 day use of alcohol was lower for SCC students than the national rate.
- Past 30 day use of marijuana was higher for SCC students than the national rate.
- Past 30 day prescription drug misuse was higher for SCC students than the national rate.

SOURCE: 2019-2020 PRIDE Survey was used as the national comparison.



VAPING PAST 30 DAY USE

The graph below depicts the past 30 day use of vaping for St. Clair County (SCC) 7th, 9th, and 11th grade students and the national rate.



NOTE: National data for 7th grade was not available.

SOURCE: National data for 9th and 11th grade was obtained from the Youth Risk Behavior Survey, 2019.



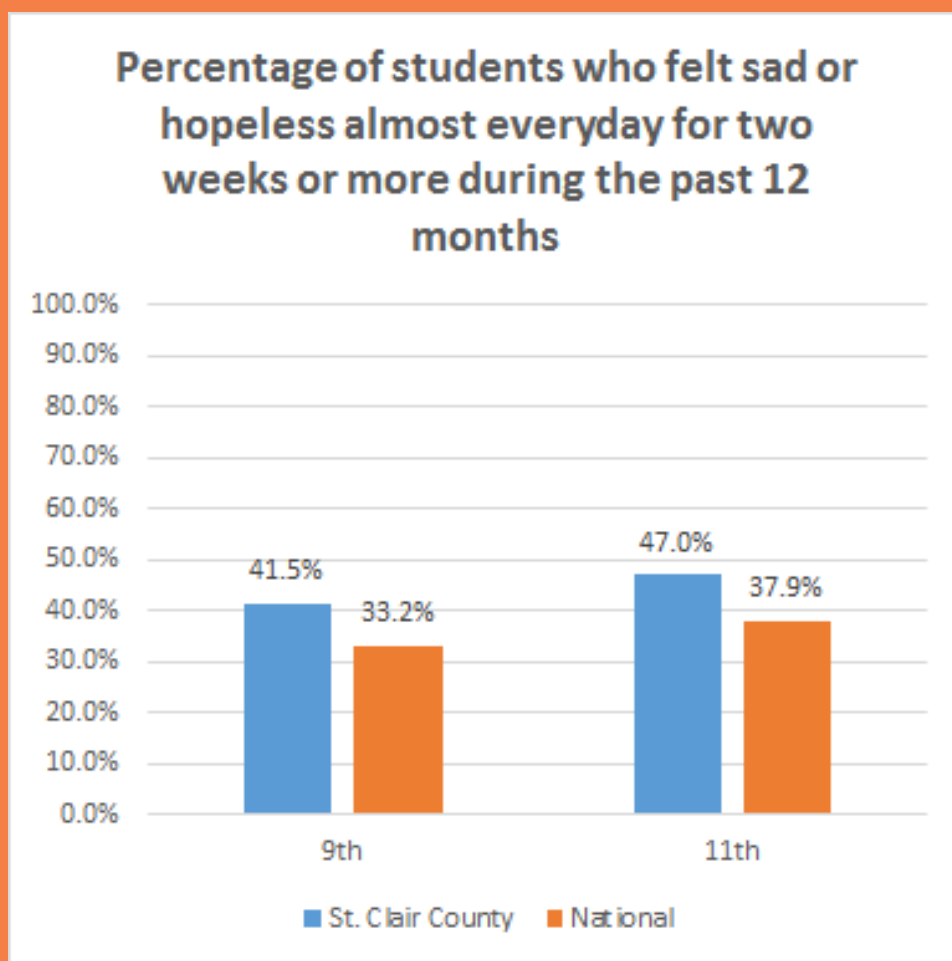
SCC had a **lower** percentage of 9th and 11th grade students who used vaping products in the past 30 days, compared to the national percentage.



Among 7th grade SCC students, 8.2% had used vaping products in the past 30 days. There was no national percentage at this time.

DEPRESSION YOUTH MENTAL HEALTH

The graph below depicts the percentage of 9th and 11th grade students who reported experiencing depression within the past 12 months for St. Clair County (SCC) and nationally.



SOURCE: National data for 9th and 11th grade was obtained from the Youth Risk Behavior Survey, 2019.



SCC HIGH SCHOOL STUDENTS EXPERIENCED FEELING SAD OR HOPELESS AT **HIGHER** RATES THAN HIGH SCHOOL STUDENTS NATIONALLY.



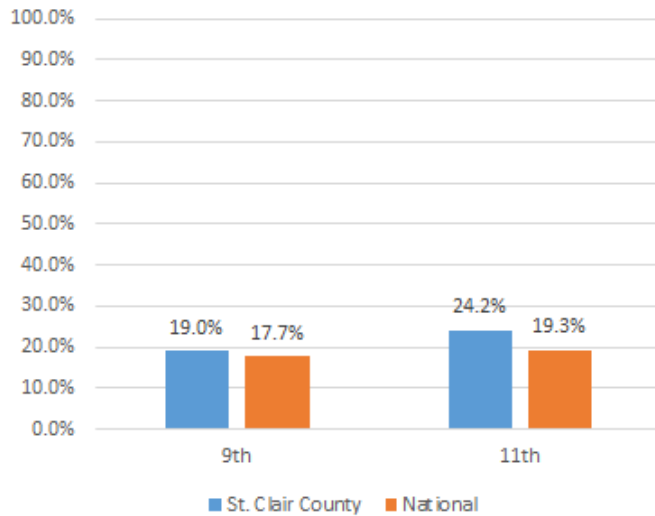
SUICIDE YOUTH MENTAL HEALTH

The graphs below depicts the percentage of 9th and 11th grade students who reported having suicidal thoughts and suicide attempts within the past 12 months for St. Clair County (SCC) and nationally.



SCC HIGH SCHOOL STUDENTS REPORTED SERIOUSLY CONSIDERING ATTEMPTING SUICIDE AT A HIGHER RATE THAN STUDENTS NATIONALLY.

Percentage of students who seriously considered attempting suicide in the past 12 months



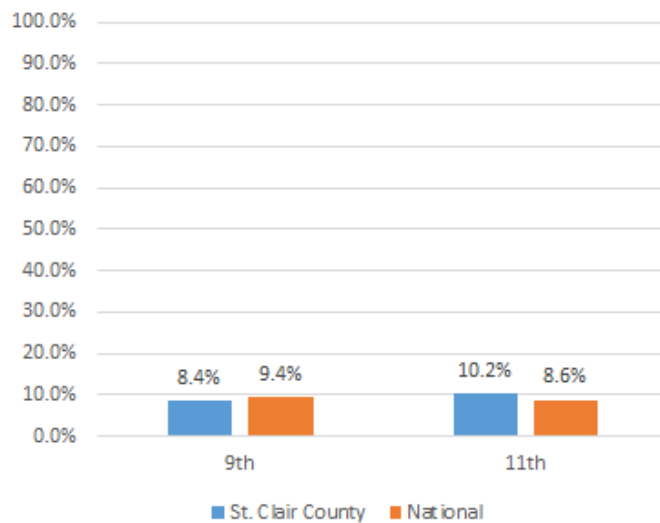
SCC 11TH GRADERS REPORTED ATTEMPTING SUICIDE AT A HIGHER RATE THAT STUDENTS NATIONALLY.



SCC 9TH GRADERS REPORTED ATTEMPTING SUICIDE AT A LOWER RATE THAN STUDENTS NATIONALLY.



Percentage of students who attempted suicide in the past 12 months



SOURCE: National data for 9th and 11th grade was obtained from the Youth Risk Behavior Survey, 2019.